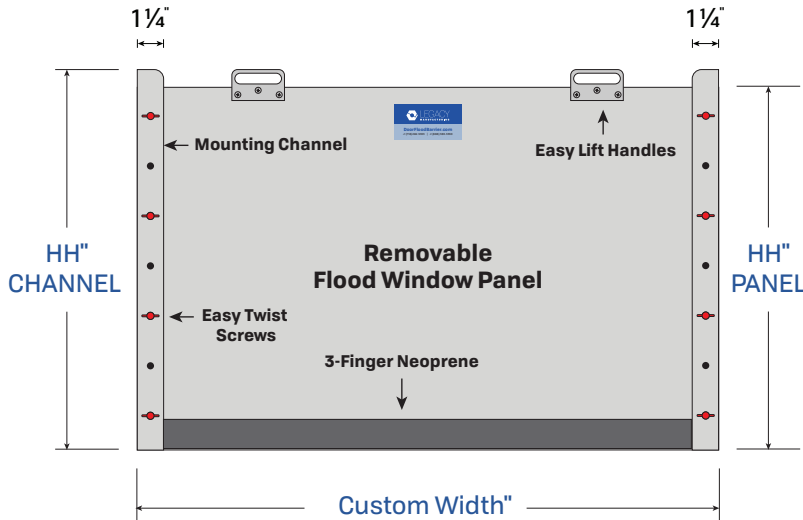
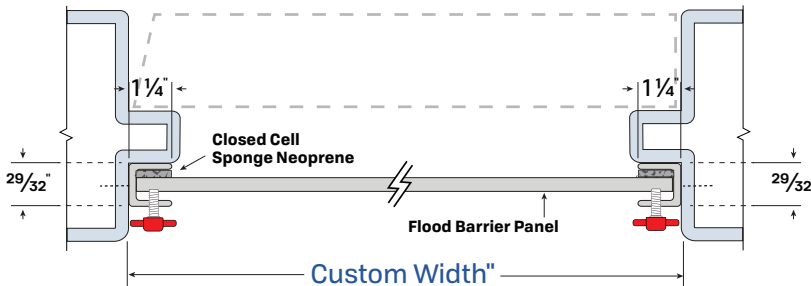


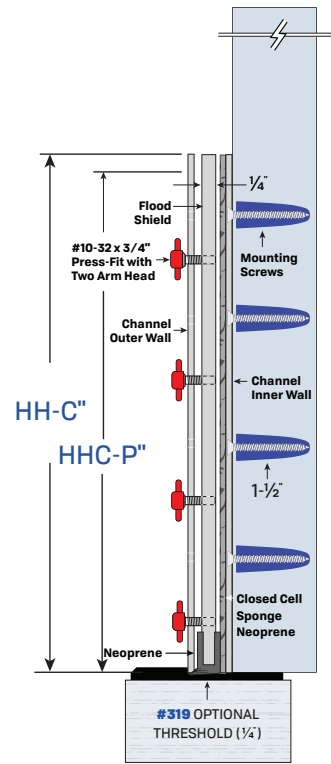
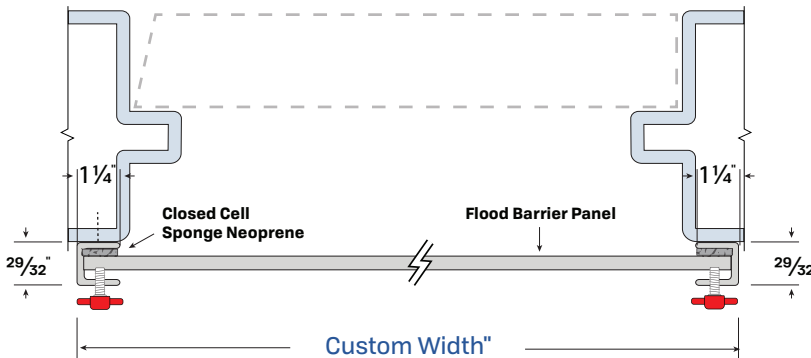
Single Flood Shield for Standard Doors



#5027 MOUNTED TO INSIDE OF FRAME



#5127 MOUNTED TO OUTSIDE OF FRAME



Product Specifications

Panel	5052 type Marine-grade Aluminum Alloy
Channels	1-1/2" x 29/32" x 1/8" aluminum extrusion 6062 alloy T5-T6, with 10-32 stainless steel Allen head tightening screws every 8" on center.
Seals	Neoprene lines the bottom of the shield. Sponge Rubber lines the channels. Our seals are composed of high-density rubber extrusions for increased strength with a low hardness that provides superior compression.
Hardware	#10 x 1-1/4" FHPH with plastic expansion tube anchors. Snap covers for safety provided for the top of the channels and for the mounting holes.
Installation	Can be installed on hollow metal, aluminum or wood frames, and on concrete, brick or metal surfaces.
Floor Surface	We recommend our #319 Threshold (1/4" x 2" beveled aluminum plate)



Website: DoorFloodBarrier.com
 General Inquiries: contact@legacyllc.com
 Orders: orders@legacyllc.com
 Main Office: 415 Concord Avenue Bronx, NY 10455
 Phone: (718) 292-5333
 Fax: (888) 383-3330

PROJECT

DATE

COMPANY

NOTES